



Chicken



Budget101.com

Print page, use the dotted line as a guide to cut the labels evenly. Place on container and cover with clear packing tape to adhere.

Created for you by Melissa 'Liss' Burnell , Budget101.com



Beef



Budget101.com



Venison



Budget101.com

Print page, use the dotted line as a guide to cut the labels evenly. Place on container and cover with clear packing tape to adhere.

Created for you by Melissa 'Liss' Burnell , Budget101.com



Pork



Budget101.com

Seafood



Budget101.com

Print page, use the dotted line as a guide to cut the labels evenly. Place on container and cover with clear packing tape to adhere.

Created for you by Melissa 'Liss' Burnell , Budget101.com

Fish



Budget101.com

Roasts



Budget101.com

Print page, use the dotted line as a guide to cut the labels evenly. Place on container and cover with clear packing tape to adhere.

Created for you by Melissa 'Liss' Burnell , Budget101.com

Burritos



Budget101.com

Cheese



Budget101.com


Print page, use the dotted line as a guide to cut the labels evenly. Place on container and cover with clear packing tape to adhere.

Created for you by Melissa 'Liss' Burnell , Budget101.com

Casseroles

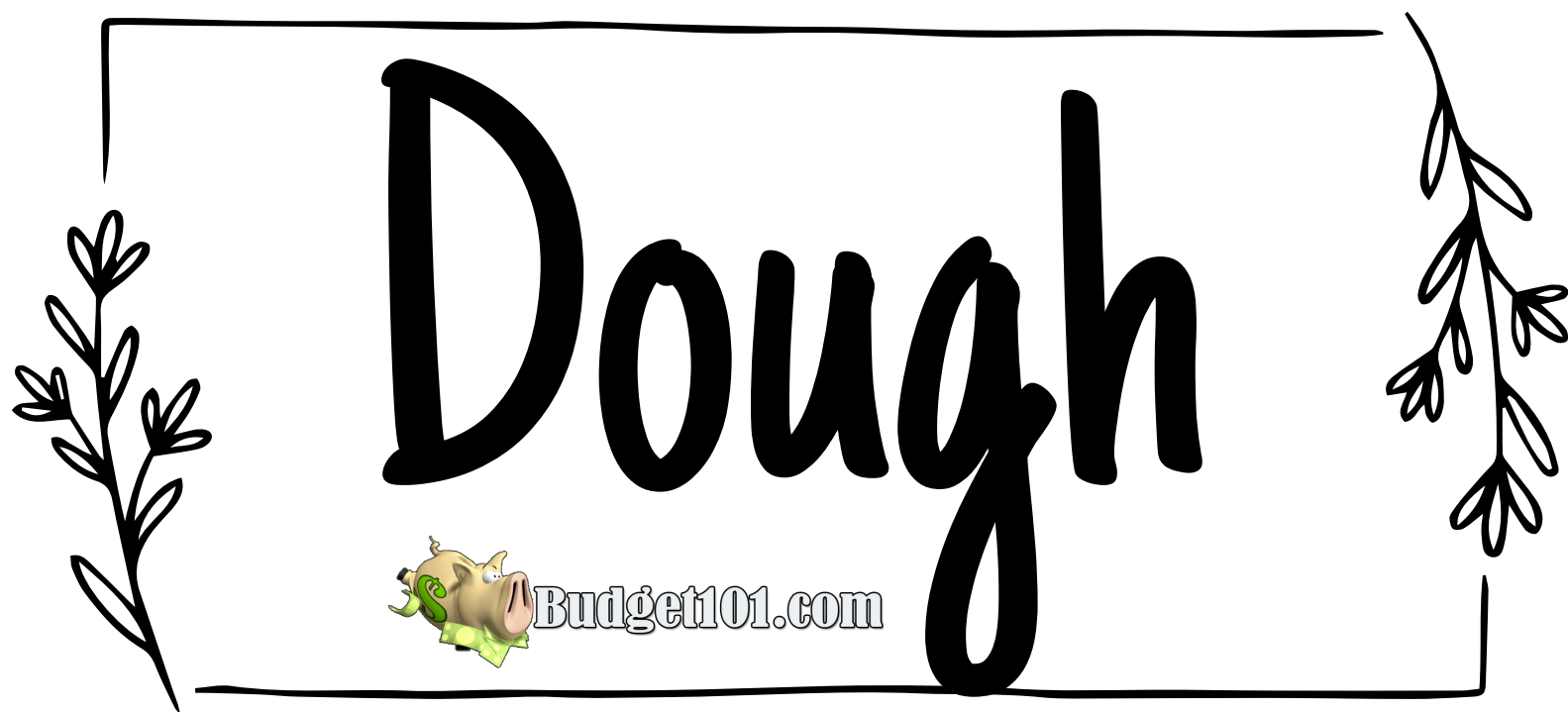


Budget101.com



Print page, use the dotted line as a guide to cut the labels evenly. Place on container and cover with clear packing tape to adhere.

Created for you by Melissa 'Liss' Burnell , Budget101.com



Pastries



Budget101.com

Print page, use the dotted line as a guide to cut the labels evenly. Place on container and cover with clear packing tape to adhere.

Created for you by Melissa 'Liss' Burnell , Budget101.com

Poultry



Budget101.com

Ground Beef



Budget101.com

Print page, use the dotted line as a guide to cut the labels evenly. Place on container and cover with clear packing tape to adhere.

Created for you by Melissa 'Liss' Burnell , Budget101.com

Ground Pork




Budget101.com



Print page, use the dotted line as a guide to cut the labels evenly. Place on container and cover with clear packing tape to adhere.

Created for you by Melissa 'Liss' Burnell , Budget101.com



Fish & Seafood



Budget101.com

Print page, use the dotted line as a guide to cut the labels evenly. Place on container and cover with clear packing tape to adhere.

Created for you by Melissa 'Liss' Burnell , Budget101.com

Fruit & Berries



Budget101.com

Soups & Stews



Budget101.com

Print page, use the dotted line as a guide to cut the labels evenly. Place on container and cover with clear packing tape to adhere.

Created for you by Melissa 'Liss' Burnell , Budget101.com

Breakfast

Pancakes, Waffles, Muffins



Budget101.com

Soups & Stews



Budget101.com

Print page, use the dotted line as a guide to cut the labels evenly. Place on container and cover with clear packing tape to adhere.


Created for you by Melissa 'Liss' Burnell , Budget101.com

Dessert

Cookies, Cakes, Pies



Budget101.com



Print page, use the dotted line as a guide to cut the labels evenly. Place on container and cover with clear packing tape to adhere.

Created for you by Melissa 'Liss' Burnell , Budget101.com

